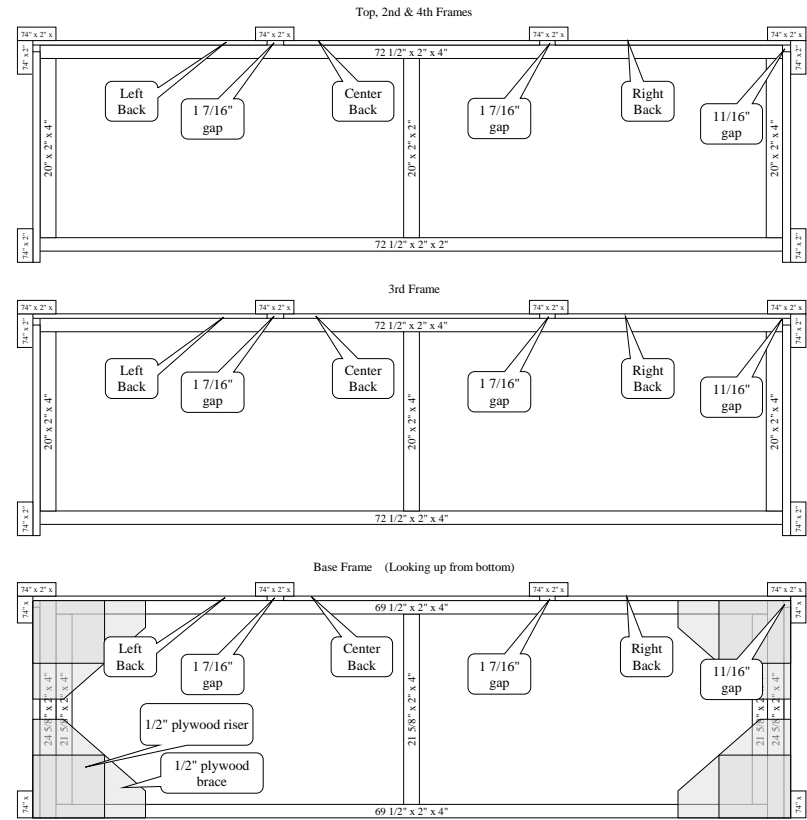
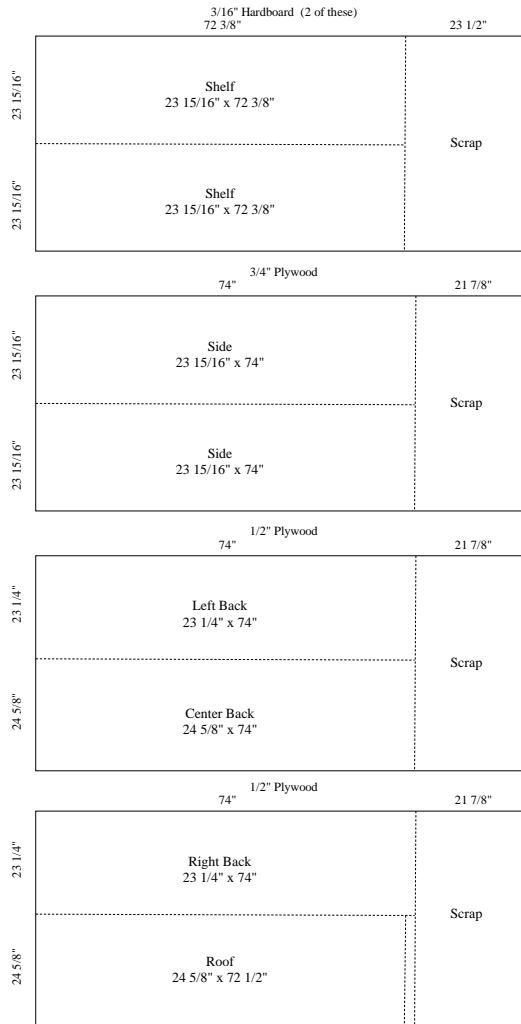
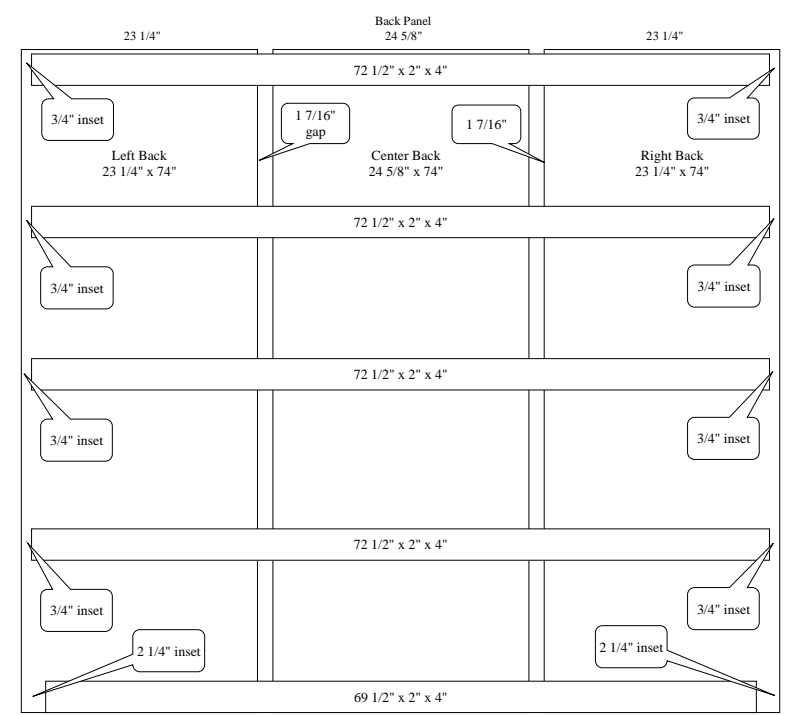
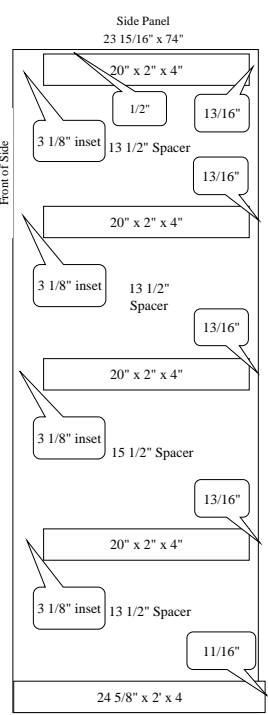


## Six Foot Module Cabinet (approximately to scale)



**ASSEMBLY INSTRUCTIONS**

Step 1. Make all the cuts and sand all the parts.  
 Step 2. Assemble the base frame. (Glue and screw all assemblies)  
 Step 3. Assemble the two side panels except for the 24 5/8" 2" x 4" at the base. (Cut a 13 1/2" snf s 15 1/2" spacer jig from m scrap plywood to help position and level the 2" x 4"s.)  
 Step 4. Attach the sides to the base.  
 Step 5. Lay the assembly on its face. Attach the 72 1/2" x 2" x 4" for the top frame, measuring diagonally to square the box. Then attach the 72 1/2" x 2" x 4"s for the middle frames. Attach the 2" x 2" and 2" x 4" center spreaders to the back 2" x 4"s.  
 Step 6. Flip the assembly on its back, attach the front 72 1/2" 2" x 2"s and 2" x 4" and secure the center spreaders. Attac h the front verticle 74" 2" x 4"s to the sides.  
 Step 7. Flip the assembly on its front. Attach the rear verticle 74" x 2" x 4"s to the sides.  
 Step 8. Attach the back panels and then the roof panel. Attach the four 74" x 2" x 4"s to the back side.  
 Step 9. Attach the plywood braces to the base, then attach the plywood risers to the braces. Attach the wh eels. Paint the rest.  
 Step 10. Attach the shelves. Then glue two 72" x 7/8" wide strips of 1/8" hardboard, laminated together, along the interior back wall, immediately above each masonite shelf.



#	PARTS LIST	@	Σ
2	3/16" Hardboard 4' x 8'	\$ 13.48	\$ 26.96
1	3/4" Plywood 4' x 8'	\$ 20.57	\$ 20.57
2	1/2" Plywood 4' x 8'	\$ 13.67	\$ 27.34
2	2" x 6" x 8'	\$ 4.40	\$ -
17	2" x 4" x 8'	\$ 2.62	\$ 44.54
2	1" x 2" x 8'	\$ -	\$ -
2	box 1 5/8" screws	\$ 4.40	\$ 8.80
2	box 3" screws	\$ 5.40	\$ 10.80
1/2	gal carpenter's glue	\$ 16.00	\$ 8.00
3/4	gal paint	\$ -	\$ -
4	4" 330# offset wheels	\$ 6.00	\$ 24.00
	<b>Total</b>		\$ 171.01
	* Prices at Home Depot on 1/15/12	<b>Total w/ tax</b>	\$ 185.55

#	Stock	Cuts
8	2" x 4"	74"
5	2" x 4"	72 1/2"
2	2" x 4"	69 1/2"
9	2" x 4"	20"
3	2" x 4"	21 5/8"
2	2" x 4"	24 5/8"
3	2" x 2"	72 1/2"
3	2" x 2"	19"

